



MARITIME BUILDING, ROYAL WHARF


£341,325



20-30% cheaper than current prices, exclusive to Prime London, the only opportunity to buy at phase 1 prices. A sizeable 586 sq ft (54.4 sqm) apartment in phase 1 of Royal Wharf. The payment structure is 20% of purchase price to exchange contracts, with 80% on completion. This property is available as an off-plan investment sale, with the right for multiple assignments, for completion in 2016.

Royal Wharf will consist of 3,385 homes in total, a beautiful riverside walkway, new streets, connecting parks and squares, with the apartment buildings offering very generous 'family sized' apartments. Royal Wharf is located directly next to a new 35 acre development by ABP China, the largest development of its kind in the UK. This state-of-the-art business district will act as a platform for financial, high-tech and knowledge-driven industries looking to establish and drive forward their business in UK and European markets. This site represents one of the first direct investments by a Chinese developer in London's property market and will eventually be home to over 3.2 million square feet of high quality work, retail and leisure space, including 2.5 million square feet of prime office space, creating a new, vibrant 24/7 district on London's waterways.







LATITUDE HOUSE

MARITIME BUILDING

FLAGSHIP HOUSE

ADMIRALTY BUILDING

ANCHOR BUILDING

SOVEREIGN PLACE

THAMES STREET

RIVERSIDE WALK

RIVER THAMES

LEGEND

A Apartments

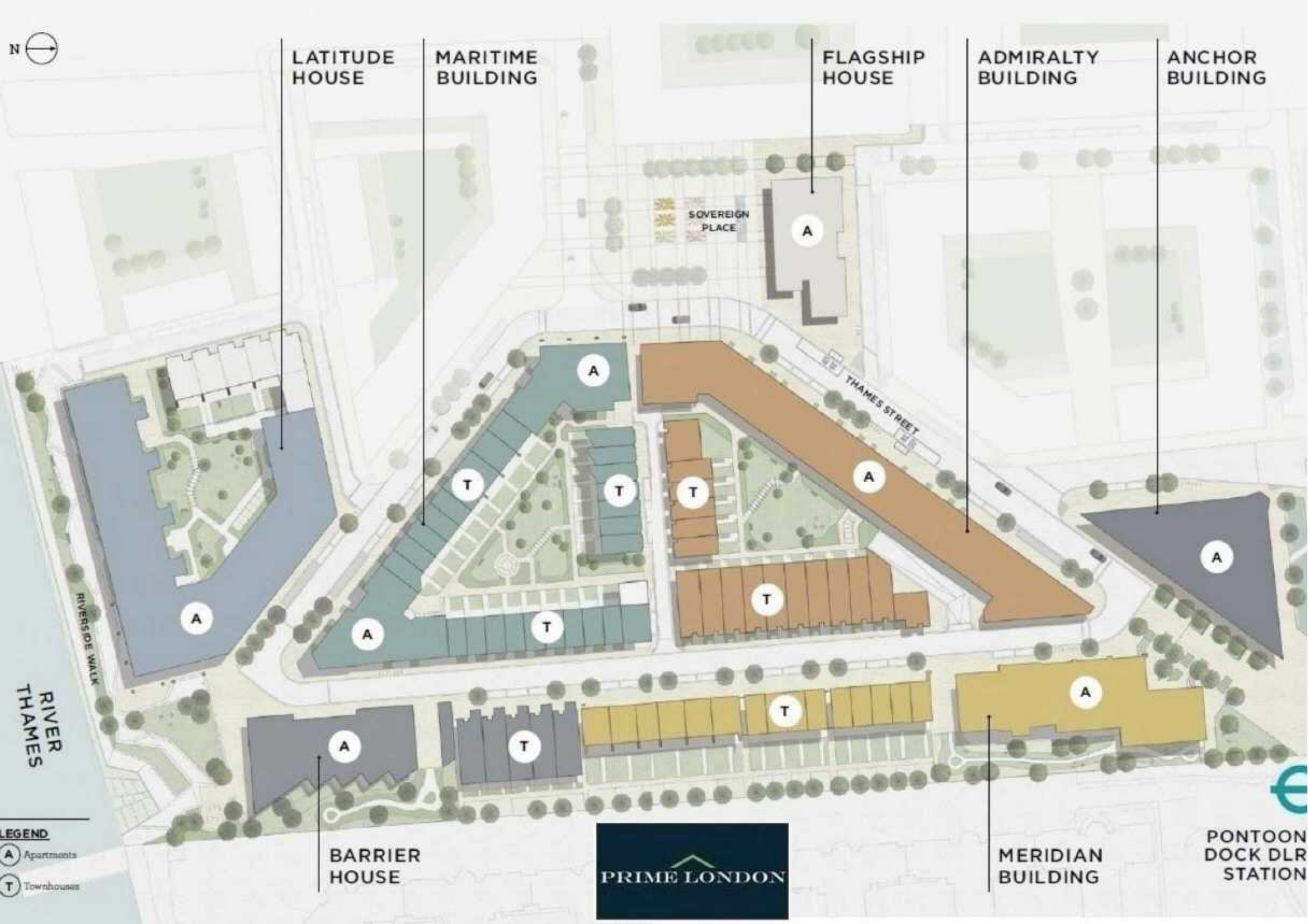
T Townhouses

BARRIER HOUSE

PRIME LONDON

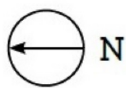
MERIDIAN BUILDING

PONTOON DOCK DLR STATION



MARITIME BUILDING, ROYAL WHARF

FIRST FLOOR



Internal area:
54.4 sq.m / 586 sq.ft
Living area:
7505 mm x 4260 mm
Bedroom 1:
4815 mm x 3070 mm
Balcony:
5.3 sq.m / 57 sq.ft

