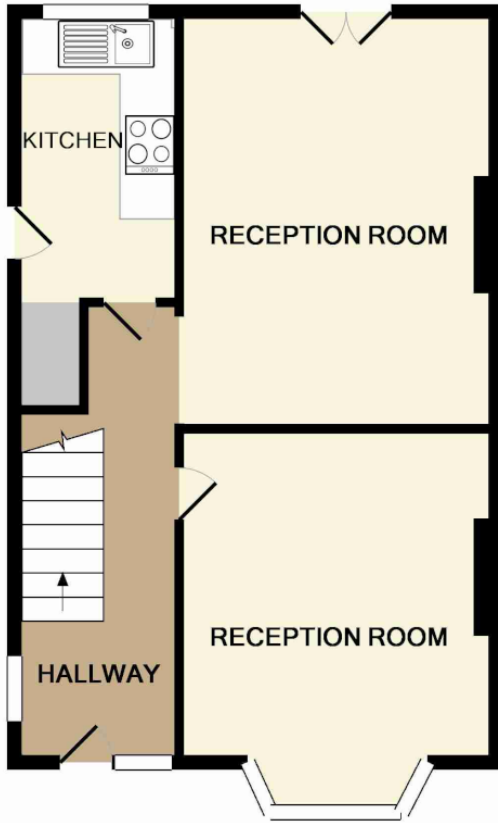


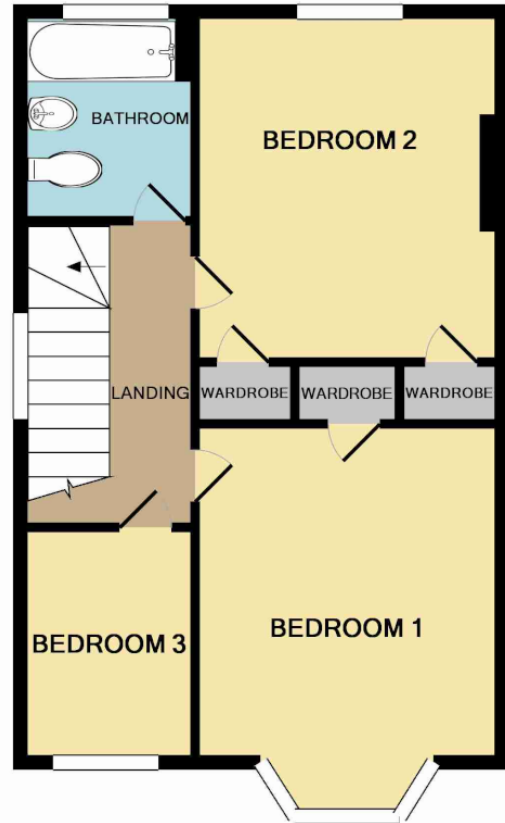


**Southborough Lane | Bromley | £1,550 pcm**

3 bed, 2 reception room family home located on Southborough Lane. Further benefits include off street parking for 2 cars, gas central heating, double glazing and pretty private garden Offered unfurnished or part furnished and available late July. Council Tax band E. EPC rating E.



Ground Floor  
Approx. Floor Area 396 Sq.Ft. (36.8 Sq.M.)



1st Floor  
Approx. Floor Area 397 Sq.Ft. (36.9 Sq.M.)

Total Approx. Floor Area 794 Sq.Ft. (73.7 Sq.M.)

Whilst every attempt has been made to ensure the accuracy of the floor plan contained here, measurements of doors, windows, rooms and any other items are approximate and no responsibility is taken for any error, omission, or mis-statement. This plan is for illustrative purposes only and should be used as such by any prospective purchaser. The services, systems and appliances shown have not been tested and no guarantee as to their operability or efficiency can be given

Made with Metropix ©2014

## Contact Details

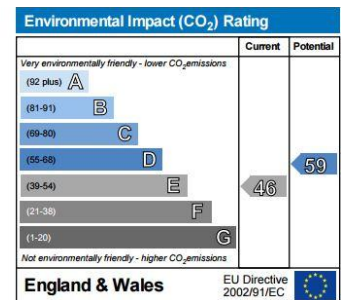
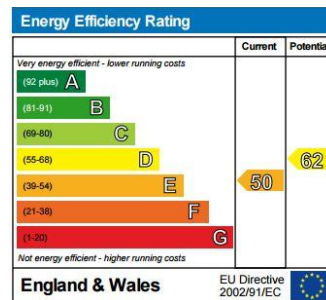
36 Station Square  
Petts Wood  
Orpington  
Kent  
BR5 1NA

[www.jdmestateagents.com](http://www.jdmestateagents.com)

[lettings@jdmlettings.com](mailto:lettings@jdmlettings.com)

01689 838040

Please refer to our website to see our full Area Guides.



**IMPORTANT NOTICE:** Every effort has been made to ensure the accuracy of these details however they form no part of any contract and are issued without responsibility on the part of the agents or landlord. Any intending tenant should satisfy themselves by inspection as to the correctness of each statement. Photographs may show only certain parts and aspects of the property at the time when the photographs were taken. We recommend that all information provided is verified by yourself on inspection.

